

Appendix G

Construction Dust Monitoring

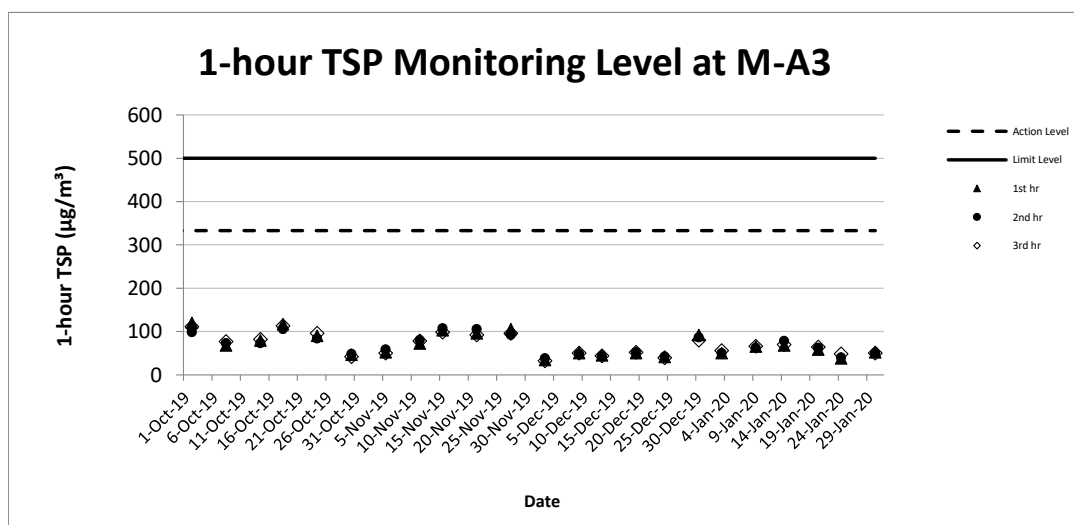
Results and Meteorological

Observations

1-hour TSP Monitoring Result for Contract No. HY/2018/08 Central Kowloon Route – Central Tunnel

M-A3 - SKH Tsoi Kung Po Secondary School

| 1-hour TSP ($\mu\text{g}/\text{m}^3$) | | | | | | | | |
|---|------------|--------|--------|--------|---------|--------------|-------------|---------|
| Date | Start Time | 1st hr | 2nd hr | 3rd hr | Average | Action Level | Limit Level | Weather |
| 3-Jan-20 | 09:30 | 50 | 50 | 56 | 52 | 333 | 500 | Sunny |
| 9-Jan-20 | 14:00 | 65 | 62 | 66 | 64 | | | Fine |
| 14-Jan-20 | 11:30 | 68 | 78 | 70 | 72 | | | Fine |
| 20-Jan-20 | 11:00 | 58 | 62 | 64 | 61 | | | Sunny |
| 24-Jan-20 | 09:00 | 38 | 40 | 48 | 42 | | | Sunny |
| 30-Jan-20 | 09:30 | 52 | 50 | 50 | 51 | | | Fine |
| Average | | 57 | | | | | | |
| Max | | 78 | | | | | | |
| Min | | 38 | | | | | | |



24-hour TSP Monitoring Result for Contract No. HY/2018/08 Central Kowloon Route – Central Tunnel

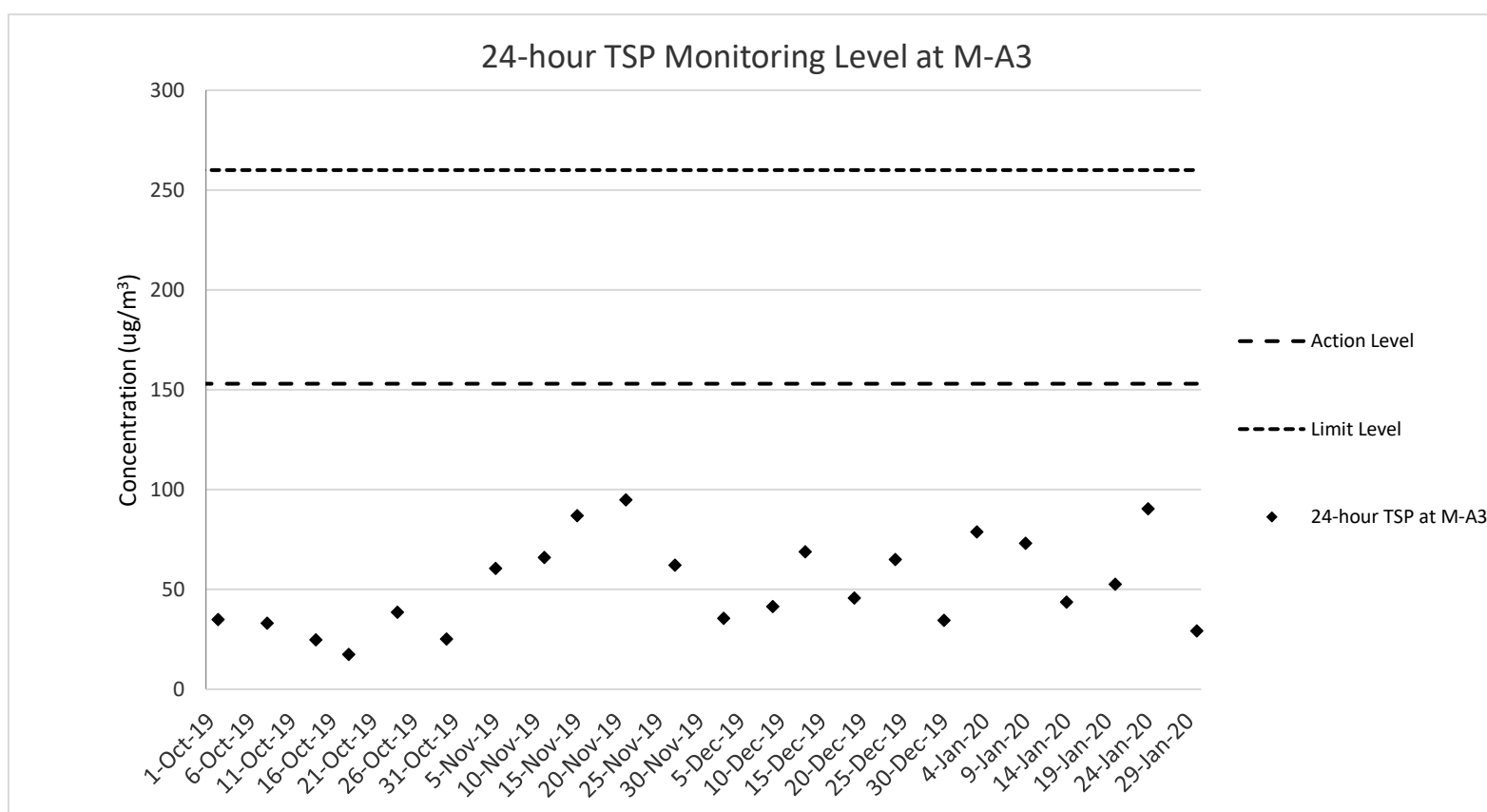
M-A3 - SKH Tsoi Kung Po Secondary School

| Start Date | Weather Condition | Air Temperature (K) | Atmospheric Pressure, Pa (mmHg) | Filter Weight (g) | | Particulate weight (g) | Sampling Time (hrs) | Flow Rate (m ³ /min.) | | Average flow (m ³ /min) | Total volume (m ³) | Conc. (ug/m ³) | Action Level (ug/m ³) | Limit Level (ug/m ³) |
|------------|-------------------|---------------------|---------------------------------|-------------------|--------|------------------------|---------------------|----------------------------------|-------|------------------------------------|--------------------------------|----------------------------|-----------------------------------|----------------------------------|
| | | | | Initial | Final | | | Initial | Final | | | | | |
| 3-Jan-20 | Sunny | 291.9 | 767.3 | 2.7109 | 2.8494 | 0.1385 | 24 | 1.23 | 1.21 | 1.22 | 1756.8 | 79 | 153 | 260 |
| 9-Jan-20 | Fine | 292.3 | 763.6 | 2.6430 | 2.7713 | 0.1283 | 24 | 1.23 | 1.21 | 1.22 | 1753.4 | 73 | | |
| 14-Jan-20 | Fine | 292.0 | 764.3 | 2.7227 | 2.8059 | 0.0832 | 24 | 1.33 | 1.31 | 1.32 | 1906.5 | 44 | | |
| 20-Jan-20 | Sunny | 291.0 | 766.5 | 2.7113 | 2.7611 | 0.0498 | 24 | 0.66 | 0.65 | 0.66 | 945.6 | 53 | | |
| 24-Jan-20 | Sunny | 294.5 | 763.6 | 2.7104 | 2.8618 | 0.1514 | 24 | 1.15 | 1.17 | 1.16 | 1673.5 | 90 | | |
| 30-Jan-20 | Fine | 287.7 | 766.2 | 2.7180 | 2.7637 | 0.0457 | 24 | 1.10 | 1.07 | 1.08 | 1560.2 | 29 | | |
| | | | | | | | | | | | | Min | 29 | |
| | | | | | | | | | | | | Max | 90 | |
| | | | | | | | | | | | | Average | 61 | |

Note:

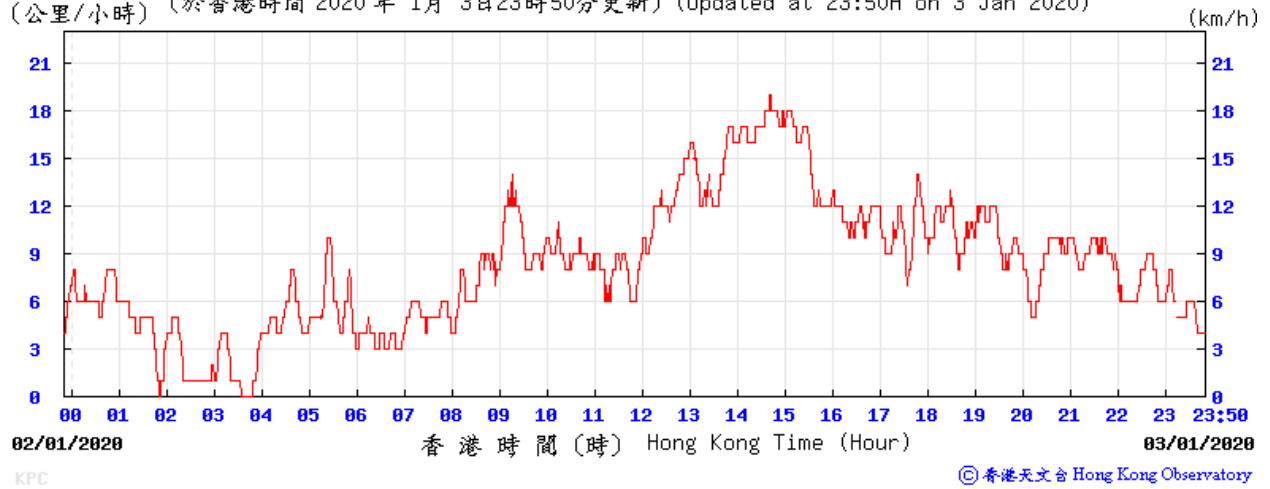
Underline: Exceedance of Action Level

Underline and Bold: Exceedance of Limit Level

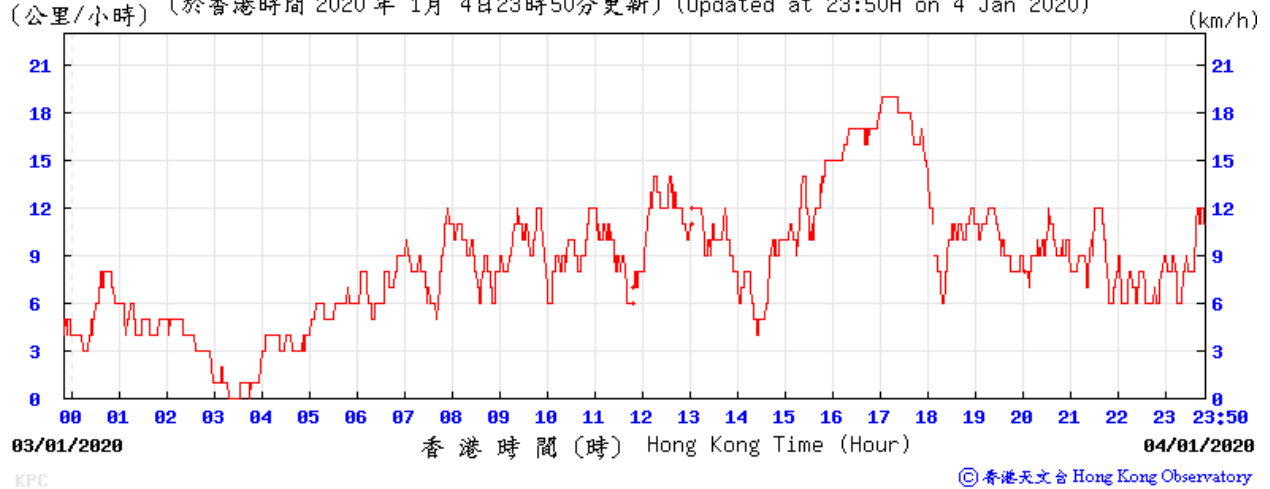


Wind Speed recorded at King's Park Meteorological Station on 3, 4 and 9 Jan 2020

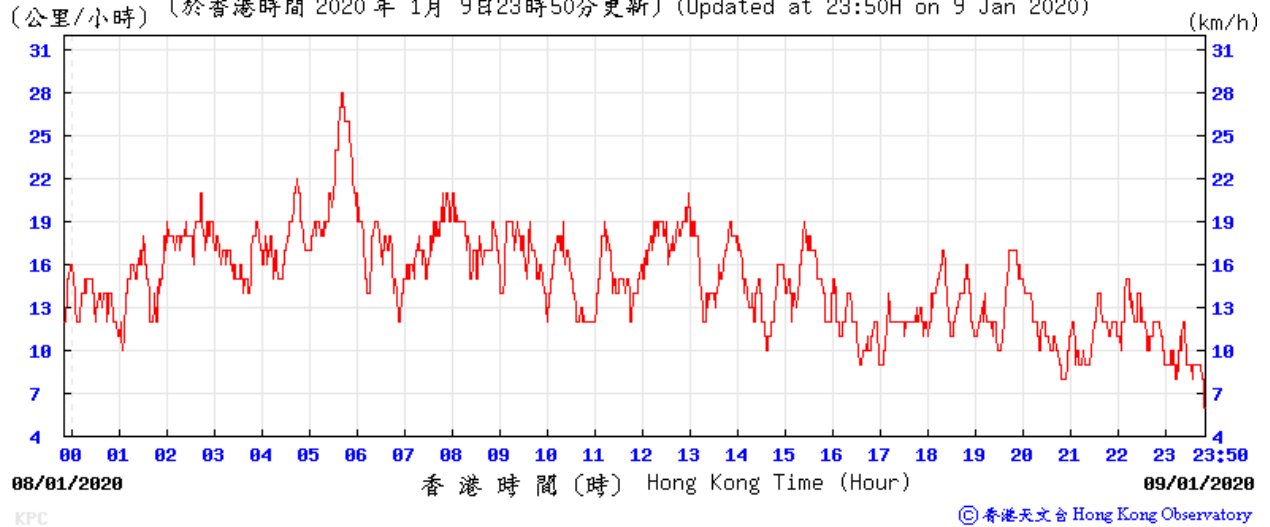
(公里/小時) (於香港時間 2020 年 1 月 3 日 23 時 50 分更新) (Updated at 23:50H on 3 Jan 2020)



(公里/小時) (於香港時間 2020 年 1 月 4 日 23 時 50 分更新) (Updated at 23:50H on 4 Jan 2020)

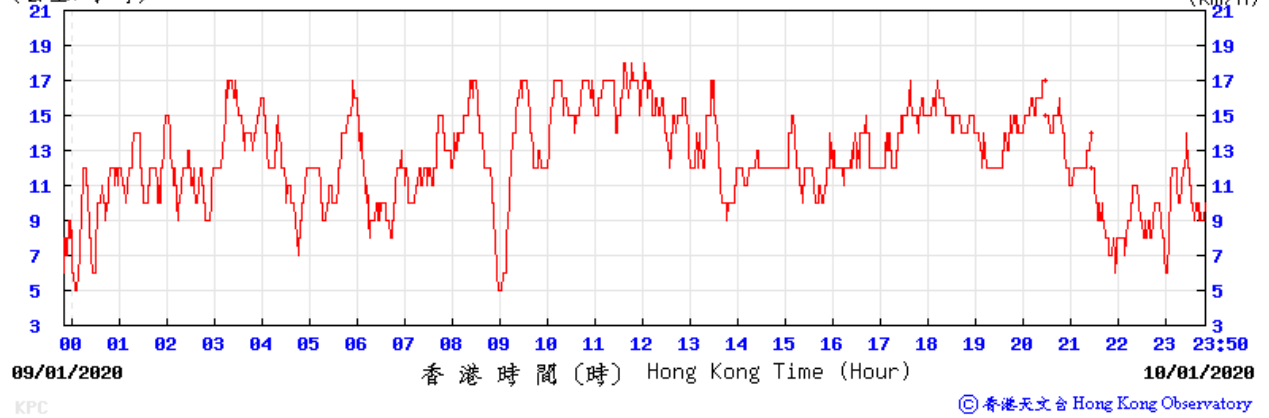


(公里/小時) (於香港時間 2020 年 1 月 9 日 23 時 50 分更新) (Updated at 23:50H on 9 Jan 2020)

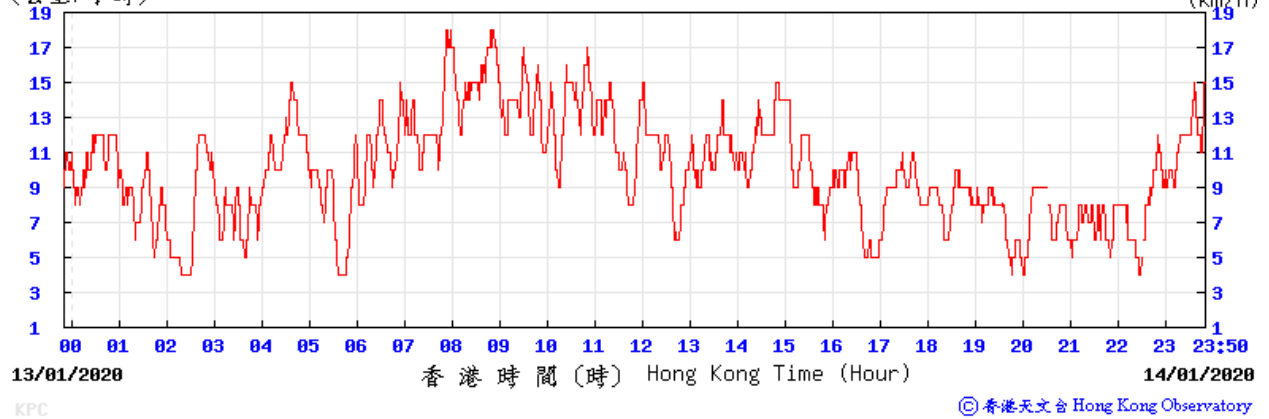


Wind Speed recorded at King's Park Meteorological Station on 10, 14 and 15 Jan 2020

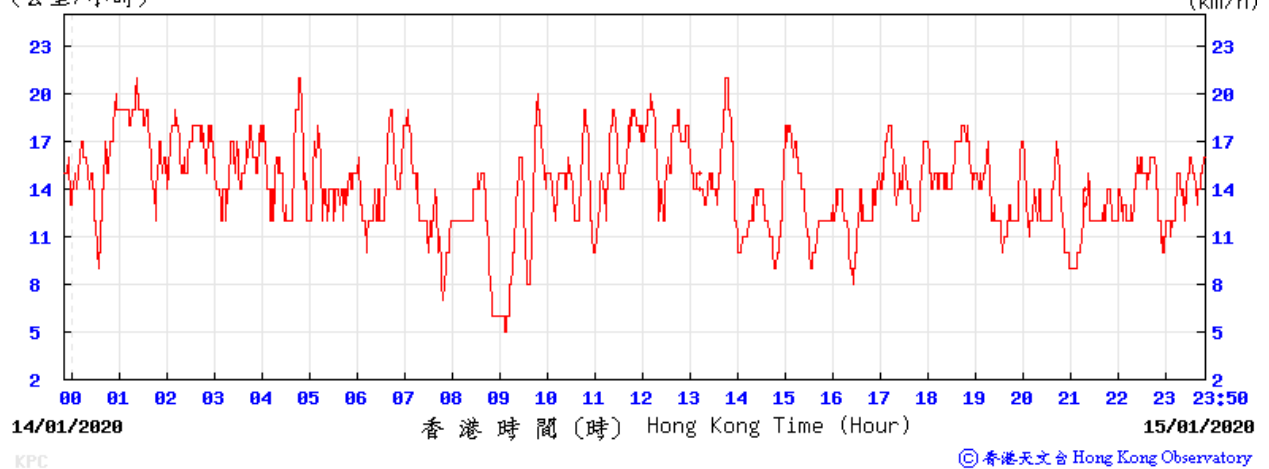
(公里/小時) (於香港時間 2020 年 1月10日23時50分更新) (Updated at 23:50H on 10 Jan 2020)



(公里/小時) (於香港時間 2020 年 1月14日23時50分更新) (Updated at 23:50H on 14 Jan 2020)

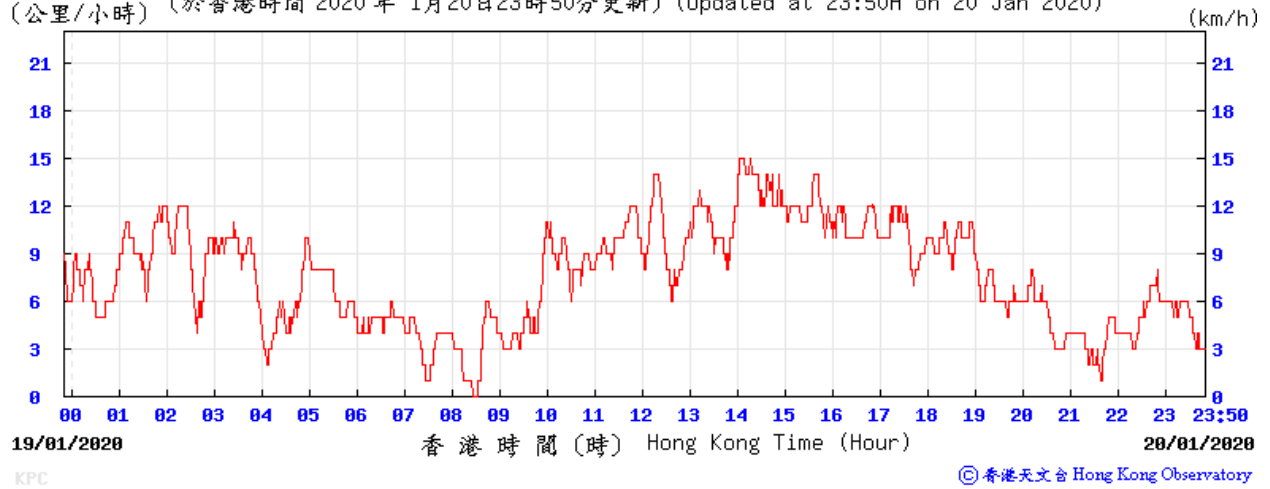


(公里/小時) (於香港時間 2020 年 1月15日23時50分更新) (Updated at 23:50H on 15 Jan 2020)

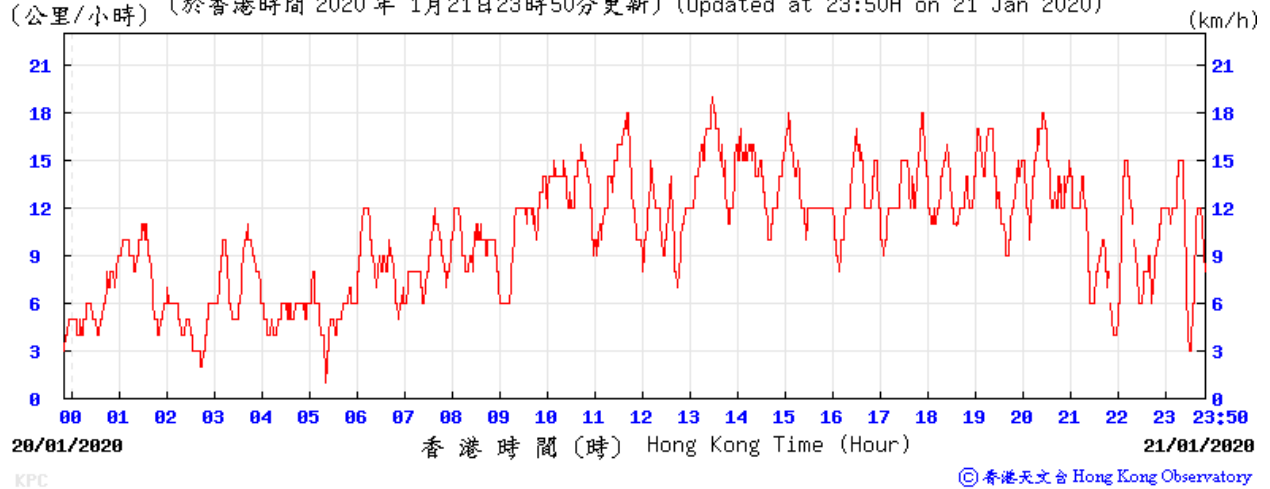


Wind Speed recorded at King's Park Meteorological Station on 20, 21 and 24 Jan 2020

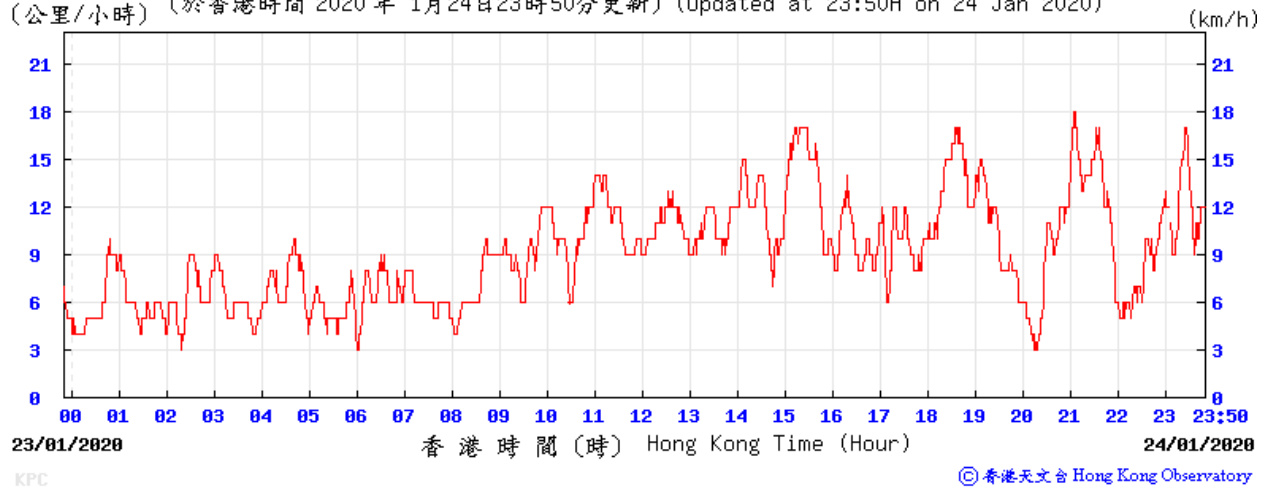
(公里/小時) (於香港時間 2020 年 1月20日23時50分更新) (Updated at 23:50H on 20 Jan 2020)



(公里/小時) (於香港時間 2020 年 1月21日23時50分更新) (Updated at 23:50H on 21 Jan 2020)

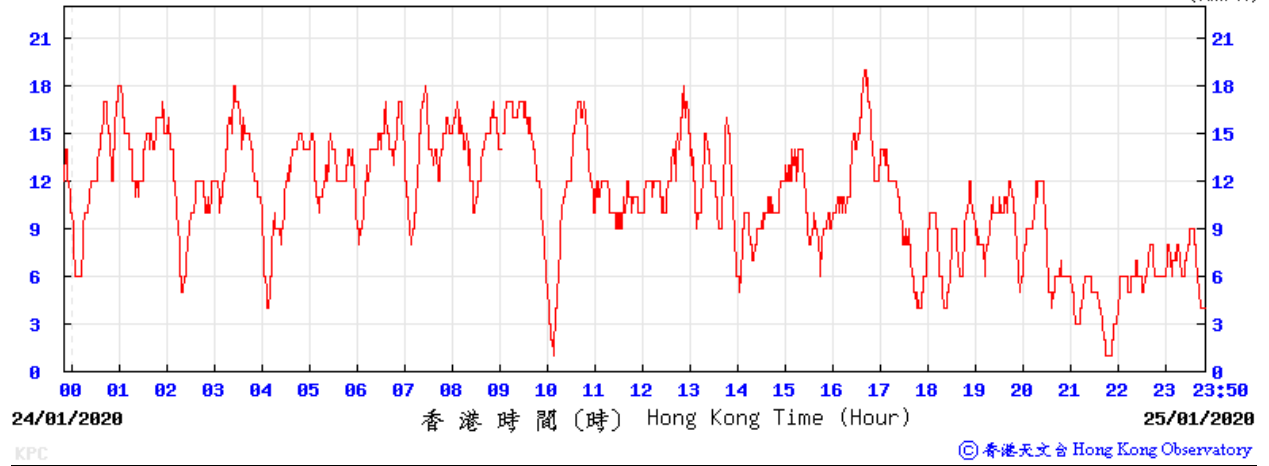


(公里/小時) (於香港時間 2020 年 1月24日23時50分更新) (Updated at 23:50H on 24 Jan 2020)

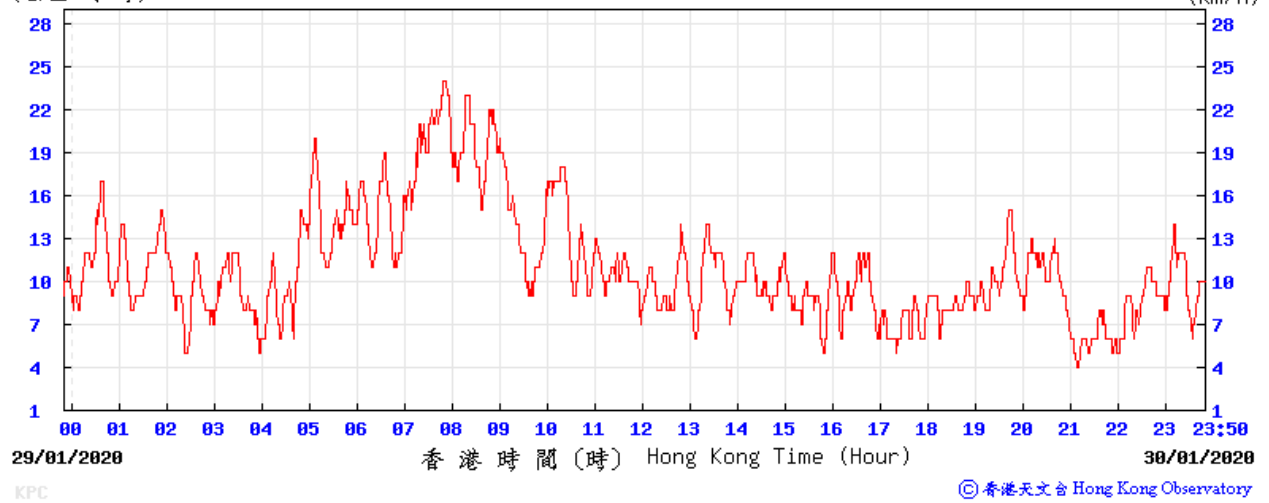


Wind Speed recorded at King's Park Meteorological Station on 25, 30 and 31 Jan 2020

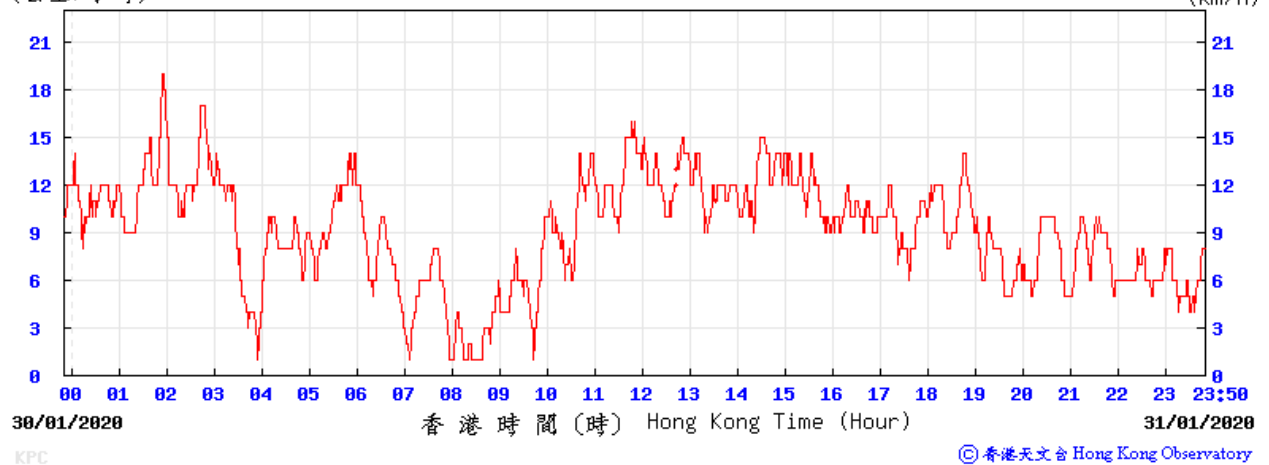
(公里/小時) (於香港時間 2020 年 1 月 25 日 23 時 50 分更新) (Updated at 23:50H on 25 Jan 2020)



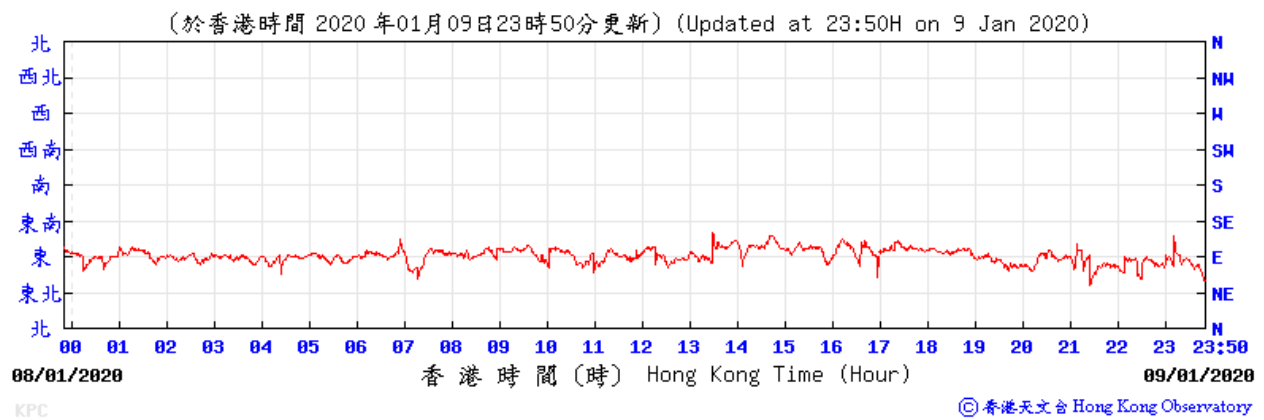
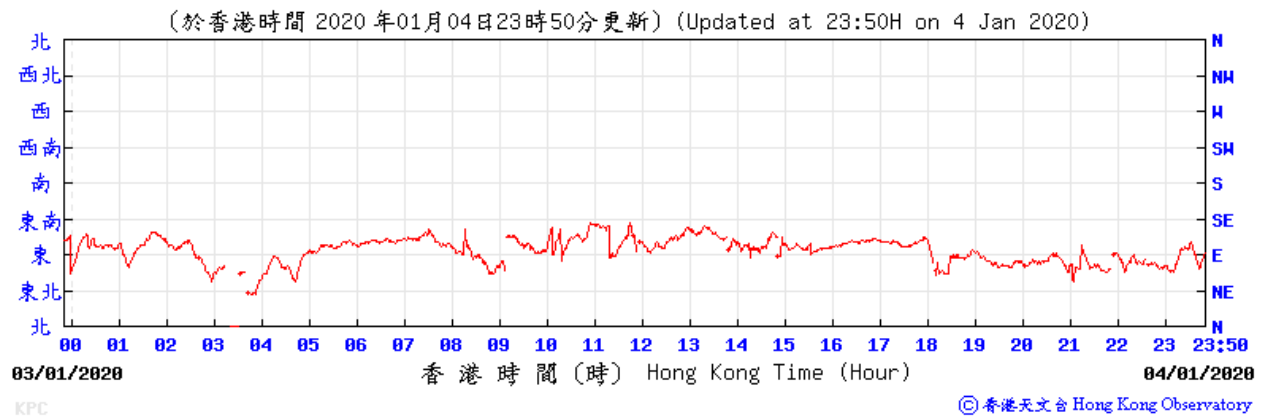
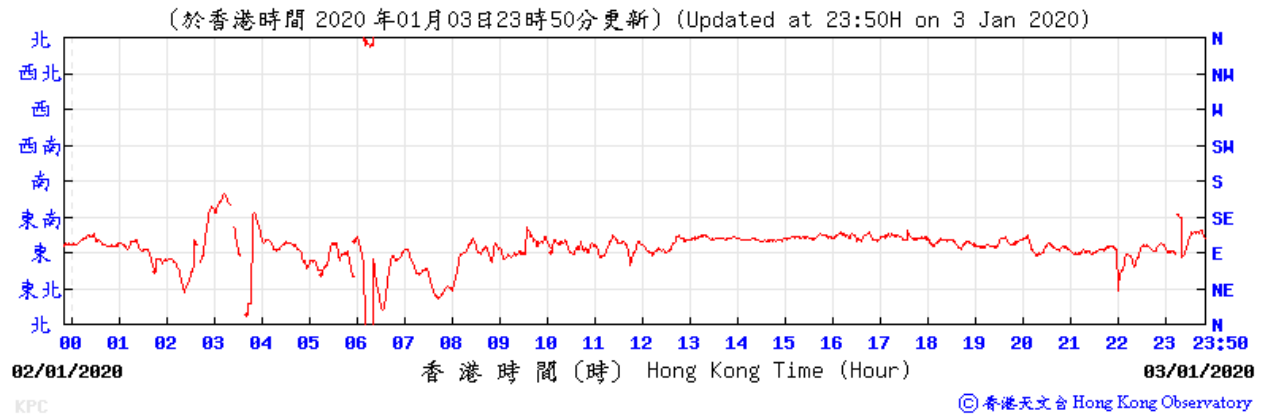
(公里/小時) (於香港時間 2020 年 1 月 30 日 23 時 50 分更新) (Updated at 23:50H on 30 Jan 2020)



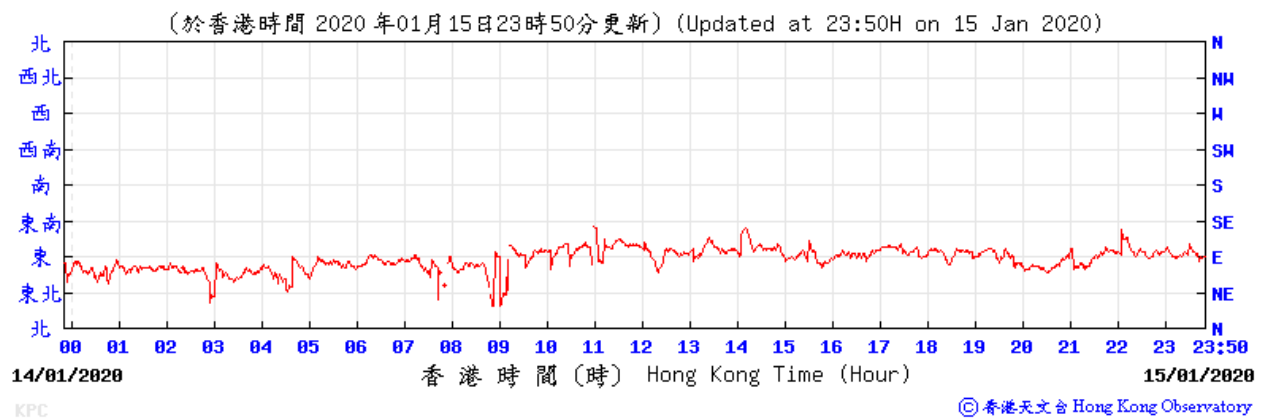
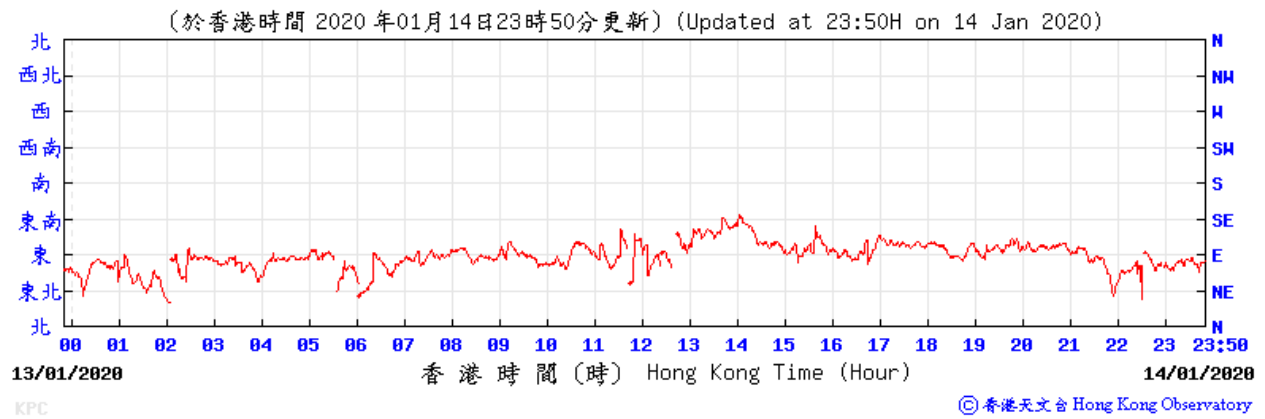
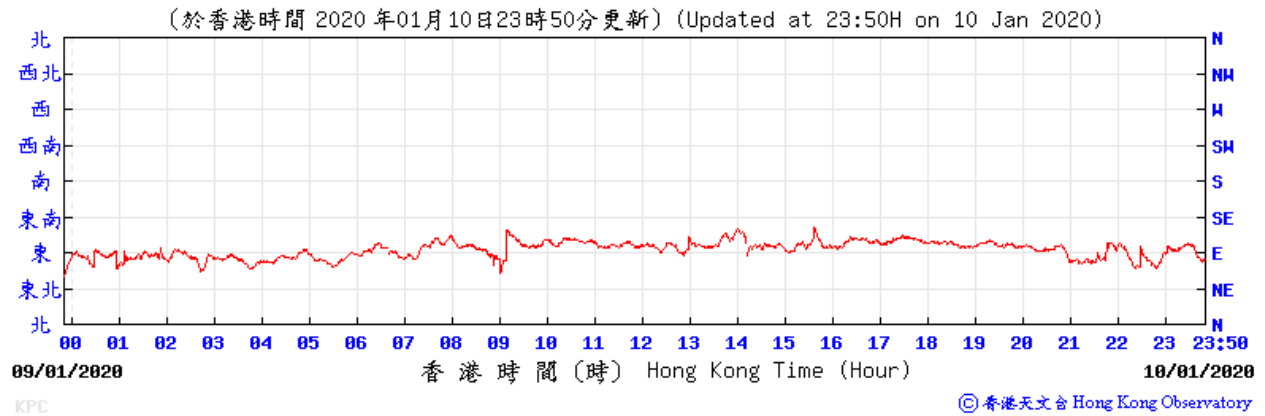
(公里/小時) (於香港時間 2020 年 1 月 31 日 23 時 50 分更新) (Updated at 23:50H on 31 Jan 2020)



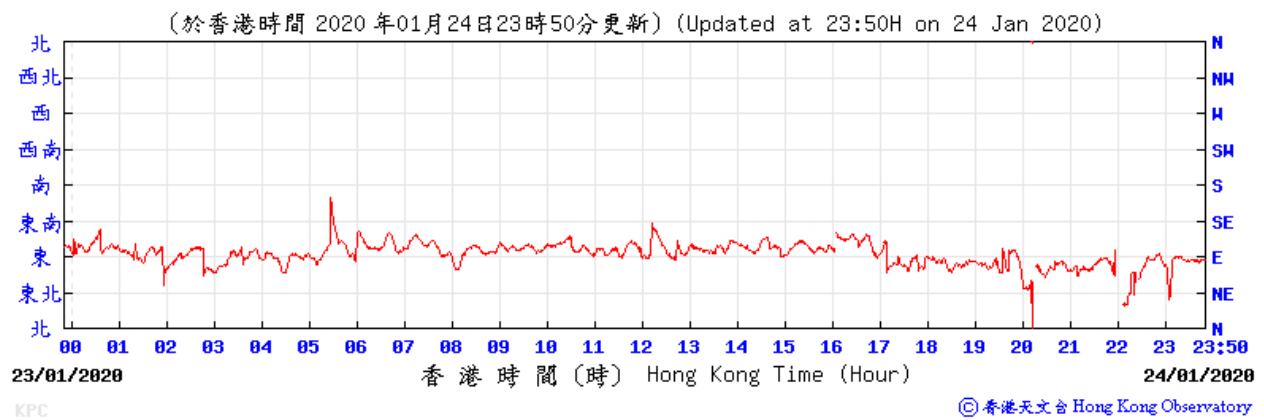
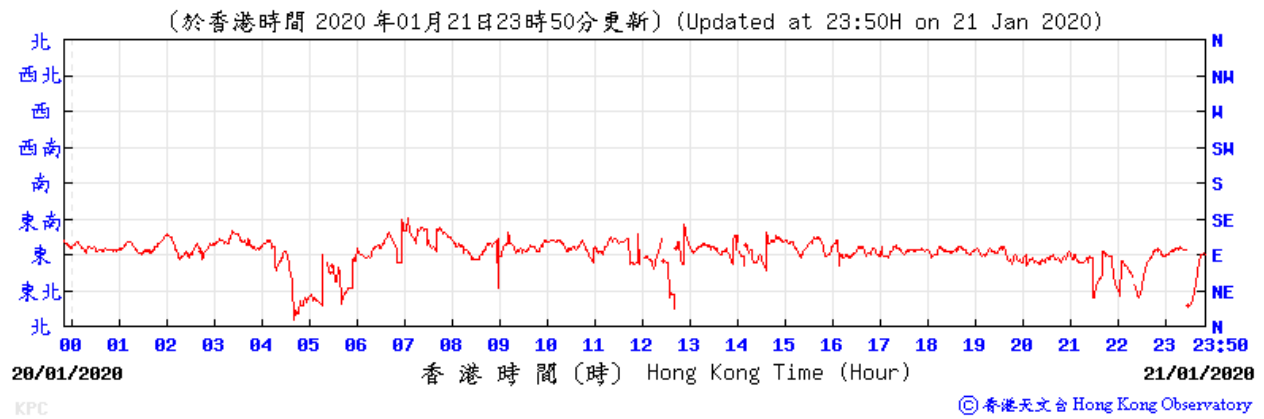
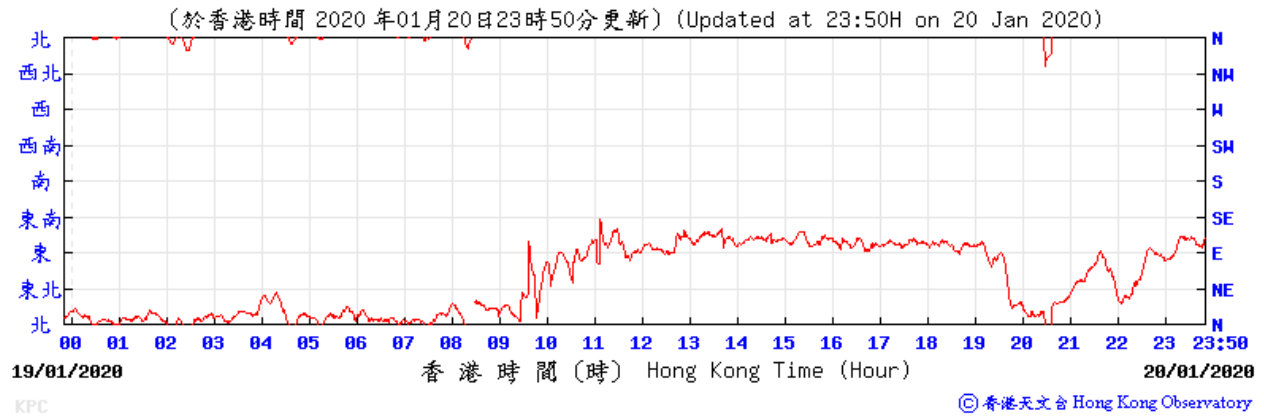
Wind Direction recorded at King's Park Meteorological Station on 3, 4 and 9 Jan 2020



Wind Direction recorded at King's Park Meteorological Station on 10, 14 and 15 Jan 2020



Wind Direction recorded at King's Park Meteorological Station on 20, 21 and 24 Jan 2020



Wind Direction recorded at King's Park Meteorological Station on 25, 30 and 31 Jan 2020

